



Invite nature in.



PROPERTIES	Sustainability	04
	Wood types	06
	Colours	07
PRODUCTS	Wall panels	08
	Ceiling panels	10
	Variants	12
	I-Lock®	14
	Accessories	20
	Flexi Frame	22
	Flexi Wall	23
	I-Wood Denmark® Project	24
	Acoustics	28
	Fire safety	30
INSTALLATION	Installation	32
ABOUT US	About I-Wood Denmark®	34

Danish, sustainable and recyclable.

When you choose I-Wood Denmark®, you are also choosing sustainable production and recyclable materials. We feel obligated to be environmentally transparent and honest about our production, which is why we are EPD-certified. This means that we objectively document our environmental impact, enabling you to make a responsible choice for a greener future. The felt is made of 100% recyclable plastic, a significant portion of which is collected from the world's oceans. We are proud to be FSC®-certified, as it commits us to continuing our efforts to create environmentally friendly products. All our wood is CE-approved and purchased from FSC®-certified suppliers – ensuring responsible forestry with a focus on plant life, wildlife, and working conditions. Today, we operate a production where the vast majority of our products only leave 2-3% waste. The remaining products are used for the production of accessory products, ensuring that we achieve a recycling system where the resources available to us are fully utilized.



Certifications.

We've taken a stand – that's why you can safely invite nature inside with I-Wood Denmark®. If you have any special requirements feel free to contact us.



Reliability, well-being and quality

Reliability, well-being and quality are just some of the key words that define our DNA. That means our goal is to deliver top quality products that promote well-being and a healthy indoor climate. As for reliability, this means our customers know what they are getting.

Certifications


- Fire-retardant felt – EN13501 Class B – B-s1, d0
- Eco-labelled felt – OEKO-TEX® Standard 100
- Surface treatment – fire tested – EN ISO 9239-1
- Accredited sound reports – DTU, Denmark
- Accredited fire safety tests

Fire

All our standard panels - Basic, Medio + and Pro+ I-Lock® - have been tested in accordance with EN 13823, proving that they fulfil a minimum material class of D-s2, d2, which is one of the requirements for domestic ceiling panels. Read more about fire safety on Page 30.

Acoustics

Good acoustics are synonymous with a good indoor climate and well-being. That is why we had a number of accredited acoustic reports conducted on the use of our wooden panels. Read more about acoustics on Page 28.

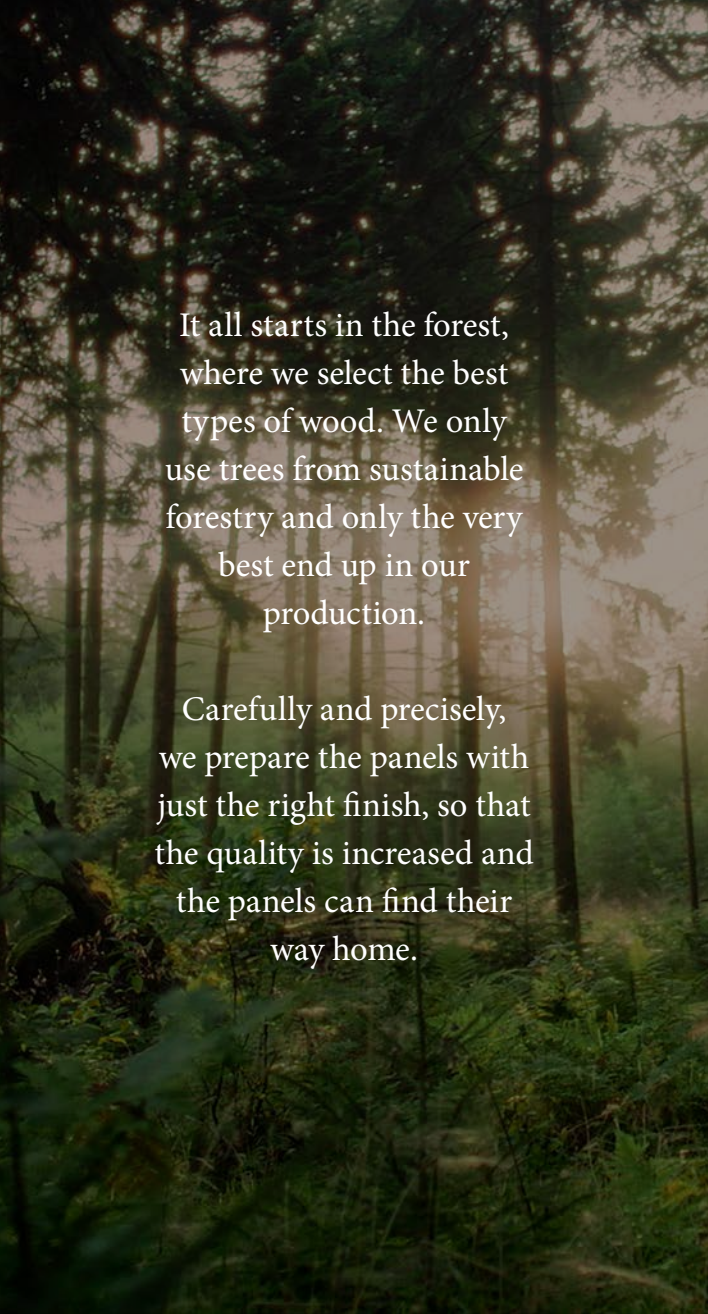


The mark of
responsible forestry
FSC® C191539

**WE SUPPORT THE
UN'S GLOBAL GOALS**

The following goal is
our main priority





It all starts in the forest, where we select the best types of wood. We only use trees from sustainable forestry and only the very best end up in our production.

Carefully and precisely, we prepare the panels with just the right finish, so that the quality is increased and the panels can find their way home.

TYPES OF WOOD AND COLOURS

Beautiful rooms and fantastic acoustics with natural wood panels.

Choose the type of wood and colour that suit your home, your décor and your style. We use several types of wood - for example, oak and walnut. But contact us if you are looking for another type of wood or finish.

Choose the right core

Our acoustic panels are available in several types, including plain MDF, moisture resistant MDF and fire-retardant MDF. Selected variants are available with both black and light coloured MDF cores. Plain MDF is used indoors for classic ceiling and wall panels. Fire-retardant MDF has a B-s1, d0 approval as raw board. Read more about fire safety on Page 30.

Your design

I-Wood Denmark® makes it possible to combine various natural finishes with a number of felt colours. In other words, you can create your very own look. You can use our visualisation tool on your smartphone to see instantly what it will look like in your home. To see more, visit i-wooddenmark.com/visualisation

Basic and Medio+ are available in a bendable variant for e.g. a round disc, wall or similar.



MATERIAL

- Wood** Oak and walnut (A-veneer)
- Core** Ordinary MDF (light and black core)
Moisture resistant MDF
Fire-retardant MDF (B-s1-d0 approved)
- Colours** Untreated: Natural
Oiled: White, Clear, Brown, Dark Brown and Black
Painted: White and Black
- Felt** Black, Grey, Beige and Brown
(B-s1,d0 approved and health mark OEKO-TEX® Standard 100)
- Fire** Minimum D-s2,d2 approval
(class 2 cladding) EN 13823





NATURAL



WHITE



CLEAR



BROWN



DARK BROWN



BLACK



WALNUT



WHITE PAINTED




BLACK PAINTED



**I-WOOD
STANDARD**



**I-WOOD
MIXED**



GREY FELT



BLACK FELT




BROWN FELT



BEIGE FELT

I-Wood Denmark® Wall Panels.

Add natural materials and stylish lines to your décor with I-Wood Denmark® acoustic wood panels. Create harmony. Create peace. Create spaces you want to live in. With our efficient acoustic panels, you can change the atmosphere in your home, both visually and acoustically. Invisible joints ensure a perfect finish whether filling an entire wall or just using a single panel.





What will the
acoustic panels
look like in
your home?


Upload a photo of your room and see an
immediate visualisation of how the wall
panels will work in your décor.



Use the camera on your smartphone to scan the
code or visit i-wooddenmark.com/visualisation

I-Wood Denmark® Ceiling Panels.

Good acoustics can certainly be combined with beautiful design. I-Wood Denmark® gives you a unique installation solution. Its finger joints and high level of detail guarantee a perfect result every time. Our patented I-Lock® Click System cuts installation time by half. Read more on Page 14.







Variants.

Basic

Basic is often used as decoration and acoustic panelling on, for example, walls, counters, fireplaces, cupboards or as a headboard. The panel has a minimum material class of D-s2, d2 in accordance with EN 13823 (class 2 cladding). The product does not have finger joints. The product is available in a bendable variant for e.g. a round disc, wall or similar.

Dimensions: 16 x 300 x 2400 or 2780 mm



Medio+

Medio+ is often used as ceiling or wall cladding, and works both as decoration and acoustic improvement. Medio+ has milled-out acoustic fields on the back to allow sound to travel up through the felt. Combine Medio+ with insulation such as mineral wool for the most optimal acoustics. The panel has a minimum material class of D-s2, d2 in accordance with EN 13823 (class 2 cladding). The product does not have finger joints. The product is available in a bendable variant for e.g. a round disc, wall or similar.

Dimensions: 16 x 300 x 2400 or 2780 mm




Pro+ I-Lock®

Pro+ with I-Wood's unique finger joints and I-Lock® Click System is often used for ceiling cladding or on high walls, where decoration and acoustic improvement are required. Pro+ has milled-out acoustic fields on the back to allow sound to travel up through the felt. Combine Pro+ with insulation such as mineral wool for the most optimal acoustics. The panel has a minimum material class of D-s2, d2 in accordance with EN 13823 (class 2 cladding). The product has finger joints.

Dimensions: 16 x 300 x 2400 mm





5G I-WOOD CLICK SYSTEM
POWERED BY VÄLINGE
5G TECHNOLOGY

Created by craftsmen for craftsmen.

I-Wood Denmark® is the only company in the world to offer the I-Lock® Click System in our Pro+ ceiling panels. The solution is based on the globally recognised Välinge Innovation 5G locking technology, with which many of us are already familiar from numerous manufacturers of click flooring and furniture.

The finger joints of I-Wood Denmark®'s Pro+ ceiling panels make them some of the quickest on the market when it comes to installation. The I-Lock® Click System makes creating the perfect finish even simpler and even quicker – every time!

I-Wood Denmark® constantly strives to challenge the industry's standards to create even more efficient and intelligent solutions. Can we improve a good product?

The answer is yes. That is why we have refined our finger joints, which now feature the I-Lock® Click System.

“I-Wood Denmark® has an amazing, well thought-out product. The addition of our patented 5G locking technology means we can now offer the market an intelligent ceiling and wall panel that is both easy to install and durable.”

JOHAN HALLIN  Välinge



I-Lock® by I-Wood Denmark®

Scan the code to find out more about I-Wood Denmark® and the new I-Lock® Click System.

Or visit:

i-wooddenmark.com/i-lock



Installation video

Scan the code to see how easy it is to fit our ceiling panels using the I-Lock® Click System.

Or visit:

i-wooddenmark.com/engineering/installation/installing-a-ceiling

CLICK, PUSH, NEXT!



I-Lock® - quick, intelligent installation

I-Wood Denmark® acoustic panels give you the easiest installation in the industry. Together, the finger joints and the I-Lock® Click System ensure precise joints and a perfect finish for everyone.

When the finger joints are pushed together, plastic clips click into place, and the joint is locked both vertically and horizontally. All you have to do is make sure you hear the characteristic CLICK. Quick, easy and strong!

The intelligent, patented Välinge Innovation 5G locking technology locks the finger joints permanently. That means the locking not only ensures precise joints, but also a strong, durable result.

At I-Wood Denmark® we have already started our part of the work, so craftsmen and fitters can offer quick, durable installation with a perfect finish.



I-WOOD CLICK SYSTEM
POWERED BY VÄLINGE
5G TECHNOLOGY

Välinge was founded in 1993 and was at the time a pioneer with their introduction of non-adhesive click floors. Välinge's worldwide patented technology introduced a quick, easy method of fitting floors mechanically, without the use of adhesive. Today Välinge Innovation's technology covers all mechanical locking

system-related areas, and their patent portfolio is one of the most comprehensive in the flooring and furniture industry.

- Locking systems for floors, furniture and sheet materials
- 3,400 patents
- 273 licensees throughout the world



I-LOCK[®]

BY I-WOOD DENMARK



I-WOOD CLICK SYSTEM
POWERED BY VÄLINGE
5G TECHNOLOGY





Accessories.

Create the perfect finish. At I-Wood Denmark®, we have a wide range of accessories, including finishing slats, coverage and shelves. Together, these products allow you to finish your project and create complete solutions.



Multi Frame.

With I-Wood Denmark® Multi Frame you get a product that creates a different level of detail and finish around spotlights or ventilation outlets. They have the following internal dimensions, and can be custom made to fit items such as speakers.

Spotlights: 100 x 100 mm

Ventilation: 152 x 152 mm



VIEW THE PRODUCT ONLINE

Scan the code or visit

i-wooddenmark.com/products/multi-frame



Felt edges.

When installing I-Wood Denmark® ceiling panels, we recommend a felt shadow edge for a neat finish and a straight divider to compensate for any unevenness between the walls.

100 cm felt cloth or 30 cm fixed felt is mounted on a batten board against the wall before the ceiling panels are installed.

Felt cloth: 100 mm x 150 m

Fixed felt: 3 x 30 x 2400 mm



VIEW THE PRODUCT ONLINE

Scan the code or visit

i-wooddenmark.com/products/felt-edges



Finishing slats.

With an I-Wood Denmark® finishing slats, you get the perfect finish on wall panels, headboards and other projects. The moulding is veneered on 3 sides with felt, measuring:

16 x 42 x 2400 mm

16 x 42 x 2780 mm



VIEW THE PRODUCT ONLINE

Scan the code or visit

i-wooddenmark.com/products/end-mouldings



Coverage.

I-Wood Denmark® coverings create a complete result for any project with wood panels. Use the veneered mouldings for windows, walls, doors and skylights. All covers are veneered on 3 sides and come in the following standard dimensions, with the option of custom dimensions:

16 x 20 x 2780 mm

16 x 70 x 2780 mm

16 x 140 x 2780 mm

16 x 300 x 2780 mm



VIEW THE PRODUCT ONLINE

Scan the code or visit

i-wooddenmark.com/products/covering



Shelves.

Create cohesiveness between your I-Wood Denmark® wall, headboard or shop interior using veneered and oiled shelves. Available in the following standard sizes:

16 x 270 x 300 mm

16 x 270 x 600 mm

16 x 270 x 900 mm

16 x 270 x 1200 mm



VIEW THE PRODUCT ONLINE

Scan the code or visit

i-wooddenmark.com/products/shelves




I-Wood Denmark® Flexi Frame.

Use Flexi Frame on ceilings and walls to eliminate unnecessary noise, ensure optimal sound absorption and to add an extra touch of design to your rooms. With beautiful wood panels and a sound-absorbing core consisting of insulation, you invite nature in and create tranquillity.

I-Wood Denmark® Flexi Wall.

A modern, sound-absorbing partition for office, living room, restaurant or small flat. Remove unnecessary reverberation with Flexi Wall in stylish panelling, a sound-absorbing core of insulation and elegant edging. Create spaces you love to be in.





CUSTOM SOLUTIONS

I-Wood Denmark® Project.

I-Wood Denmark® is not only about stylish ceiling and wall panels that create excellent acoustics. You can also use our panels to create new rooms, new dimensions and new environments.

Share your idea and vision with us.






KULTURCENTER SKIVE



KULTURCENTER SKIVE



RINGKØBING GYMNASIUM



KASPERSKOLEN
ULTIMA K - ARCHITECT: TINE KJÆR





Create harmony. Create peace. Create spaces you want to live in.

Good acoustics

Good acoustics are vital for optimal well-being in a room. This applies at home, at work, at school or in restaurants. If acoustics are not optimal, it is hard to hear what people are saying, music gets fuzzy, and a large proportion of the sounds in the room will come across as noise. It goes without saying that this impairs well-being. So, attention to good acoustics in a room is crucial. I-Wood Denmark® believes in good acoustics, particularly when it comes to creating the optimal experience – not just visually, but also aurally. We need to feel comfortable whether we are at home, at work or in a restaurant.

What are acoustics?

Sound absorption, absorption area, absorption coefficient, speech intelligibility, reverberation time. There are many relevant factors involved in acoustics. But what we all want is pleasant sound rather than noise. This is where it's important to focus on achieving the right reverberation time – how long sound takes to abate in a room. When sound is absorbed, it provides a short reverberation time and thus good acoustics and high speech intelligibility.

The optimal reverberation time depends on the purpose of the room. E.g., the optimal reverberation time for a church is typically


6 seconds, while a living room in a private home, on the other hand, should achieve a reverberation time of only 0.6 seconds.

The shortest reverberation time possible is not always necessarily what we should aim for. Insufficient reverberation time can quickly make the sound in the room seem dull, and conversely, excessive reverberation time can result in unwanted echoes and impaired speech comprehension. A long reverberation time is typically perceived in an unfurnished room in a house.

Improve your acoustics

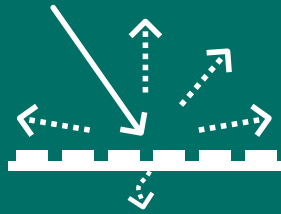
There are many ways to achieve improved room acoustics. Some of the common methods are furniture, carpets, sofa cushions, heavy curtains etc. A good reverberation time can therefore be difficult to achieve with minimalist decor, where the use of carpets and furniture is sparse. Acoustic panels used as replacement for hard walls can be a good solution.

In addition to being absorbent, acoustic panels also have a diffusing effect. Diffusers can split the sound waves when the sound is reflected, making the sound more evenly distributed throughout the room. This is perceived by the human ear as a more pleasant room acoustics.




REFLECTION

When a sound wave is transmitted against a hard surface, such as a brick wall, it is reflected 1:1. These are not optimal conditions for good, pleasant acoustics in a room.



BASIC

I-Wood Denmark® Basic is not just about decoration and interior design. The panel acts as a diffuser and has a diffusing effect. That is, sound waves are divided into smaller sound waves. This is perceived as more optimal acoustics.



MEDIO + AND PRO + M . INSULATION

I-Wood Denmark® Medio+ and Pro+ not only have a diffusing effect, but also provide significant absorbency. The panel acts as a good absorbent in the entire frequency range, when mounted on a 22/45 mm batten board with insulation in the cavity.

EXAMPLE

As a simple example concerning choosing a ceiling, let us look at an average kitchen/family room.

The following are the various options in relation to achieving the recommended reverberation time.

The room:

Kitchen/living room 50 m² – ceiling height of 3.5 metres – tiled floor – brick walls

Recommended reverberation time: 0.6 sec.

Ceiling solutions:

Structure with 45-mm insulation fitted behind the ceiling type. See what reverberation time the different ceiling variants achieve:

I-Wood Denmark® Pro+: 0.6 sec.

Fibre concrete: 0.6 sec.

Plaster incl. 40% perforated boards: 1 sec.

Concrete: 2 sec.

EXAMPLE
PREPARED IN
COLLABORATION
WITH



**FIRE
REQUIREMENTS**

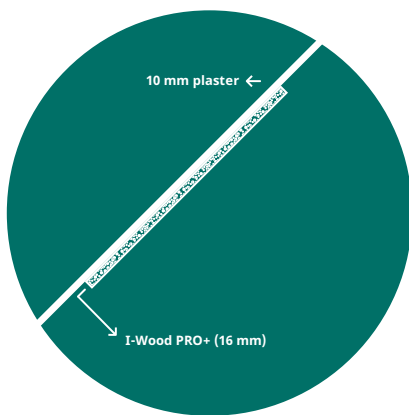
Fire safety for Basic, Medio+ and Pro+ I-Lock®

We have taken a stand – and that is why you can safely invite nature inside with I-Wood Denmark®. Fire performance is a crucial area, and therefore it is important for us to be able to document approved use of our panels.

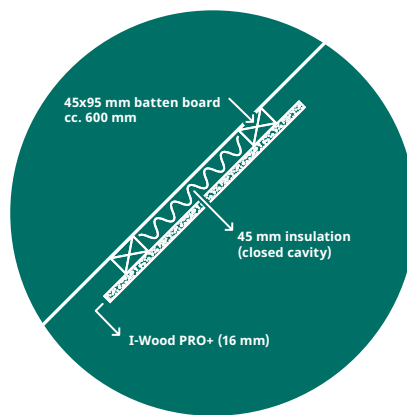
I-Wood Denmark® has been subjected to a number of tests on our standard panels. I-Wood Denmark® Basic, Medio+ and Pro+ I-Lock® (ordinary MDF) have been tested in accordance with EN 13823 to prove that they fulfil a minimum of D-s2, d2, which is the requirement for domestic ceiling and wall panels.

For large-scale projects and buildings, we can also use B-s1,d0 raw materials/ sub-components and various finishes. To discuss this further, contact I-Wood Denmark® and speak to our fire safety advisor.

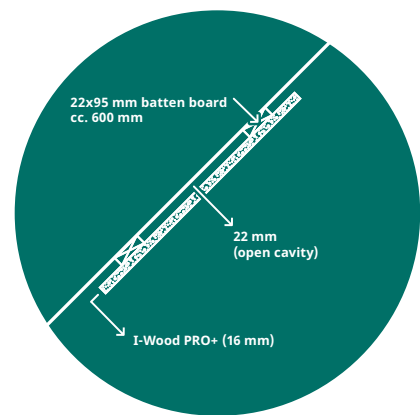
**TESTED
STRUCTURES**



D-s1,d0
Directly on plaster



D-s2,d0
Closed cavity



D-s2,d2
Open cavity



If you have specific fire requirements or questions, please contact us.



The easiest installation in the industry.

INSTALLATION

With acoustic panels from I-Wood Denmark®, you get the industry's easiest installation. All panels are created with focus on ensuring simple installation for both DIYers and professionals. Perfect joints, a perfect finish and the perfect way to invite Nordic nature into your home. With our patented I-Lock® Click System and its 5G technology, installation is just a single 'click' away.

VIDEO

Scan the QR codes:



INSTALLING A CEILING - PRO+ I-LOCK® (video)

i-wooddenmark.com/engineering/installation/installing-a-ceiling



INSTALLING A WALL (video)

i-wooddenmark.com/engineering/installation/installing-a-wall



INSTALLING A WALL INCL. BATTEN BOARD/INSULATION (video)

i-wooddenmark.com/engineering/installation/installing-a-wall

NATURAL MATERIALS

An I-Wood Denmark® panel is a natural product in the best and most classic sense of the word. Sorting will therefore always be reflected in the natural character of the wood. Each piece of wood has its own expression and unique grain. Therefore, you can expect variation in the colour and expression of the wood. Our pictures are indicative.

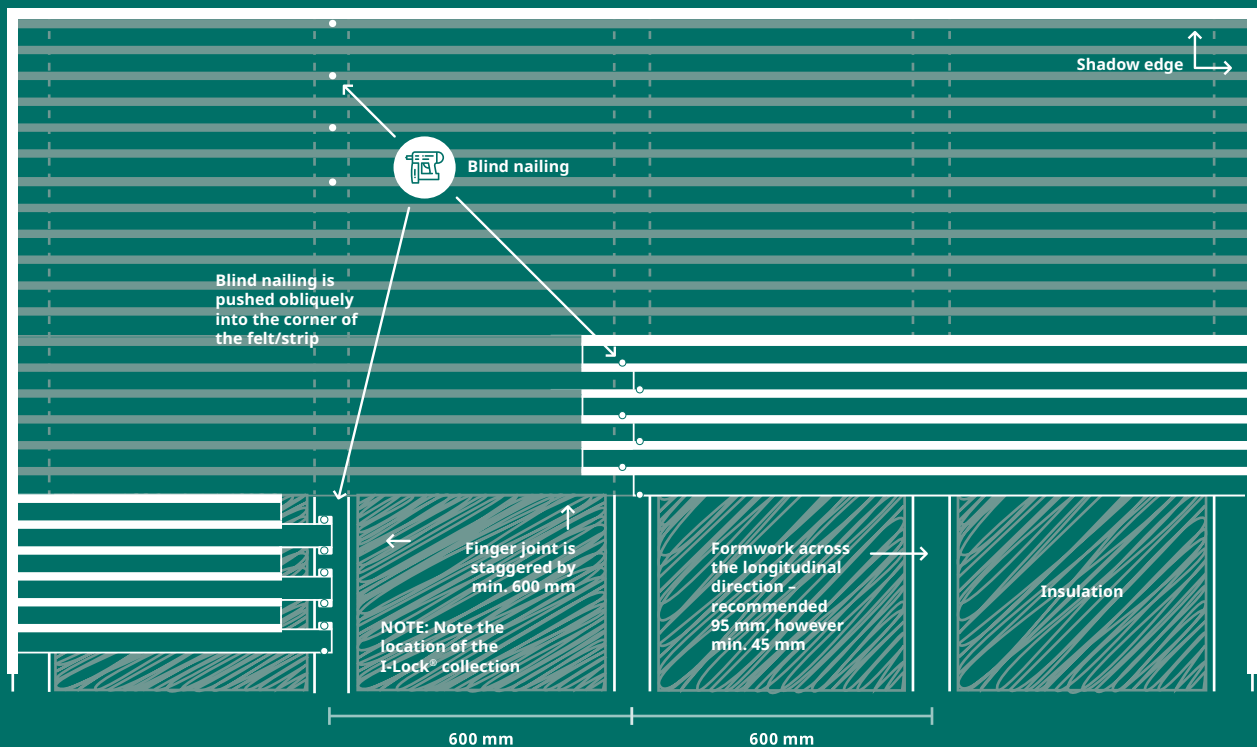
MAINTENANCE

I-Wood Denmark® products require minimal maintenance, as they are natural products. We simply recommend dusting the products as needed. Natural products can over time vary in expression and colour depending on the individual product and environment.

TEMPERATURE

I-Wood Denmark® ceiling and wall panels must be stored dry, warm, and flat. This ensures a consistent moisture content of approximately 4-10%. The room where your new wooden panels are to be installed should likewise be dry and warm – and heated to about 17-21 degrees Celsius. We recommend a humidity level of around 30-60%.

INSTALLING - FASTENING WITH BRAD NAILS




IMPORTANT

- The outermost part of the I-Block® joint must be placed centrally over the batten board.
- After connecting the I-Block®, check the felt joint between the two panels.
- Before fitting I-Wood®, it is a good idea to sort the colours of your panels, since wood is a natural material and colour differences will occur.

INSTALLING - FASTENING WITH ADHESIVE

We recommend using I-Wood Denmark® Fitting Glue.



SHADOW EDGE

Create a shadow edge from our filter rolls (1.5 x 100 mm) and attach it to the batten board before installing. We always recommend using batten board around all the walls of the room by omitting the outer batten board sideways and making room for batten board at the end of the room (min. 22 x 45 mm). Mount the batten board with felt together with the ceiling panels, so that all wall surfaces can be covered in one process.

You can also make shadow edges from a solid felt strip of 3 x 31 mm. These can be installed after the batten board has been installed in connection with ceiling installation. Please be aware that the shadow edge only covers 3 mm down the wall.

REPAIRS - OIL

With I-Wood Denmark® repair oil, you can treat minor damage to the surface, such as superficial scratches or discolouration. The oil is an optional extra and is a small amount of the original oil your wood panels are treated with.



ABOUT I-WOOD DENMARK®

Nordic aesthetics.
Optimal acoustics.
Intelligent installation.

I-Wood Denmark®'s acoustic wooden panels are created by craftsmen for craftsmen with intelligent solutions from design and production to installation. When you choose I-Wood Denmark®, you choose quality, accuracy and the easiest installation in the industry.

We always use the best quality tree and veneer, and constantly challenge the industry's standards. Our goal is to create products that are easier to install, improve acoustics and, of course, to invite nature indoors. The story of I-Wood Denmark® started in the little town of Ørnhøj in West Jutland: three locals shared a passion



for innovation, sustainability and creating products that make a difference. They believed that it must be possible to come up with a stronger, better solution for ceiling and wall panels, which could improve acoustics and make installation easier. They were right. Now they produce their unique panels at the factory in Ørnhøj, Denmark.

"Our mission is to create more intelligent products. Our passion is quality and creating reliable products for our customers."

- Casper K. Olesen, CEO, I-Wood Denmark®

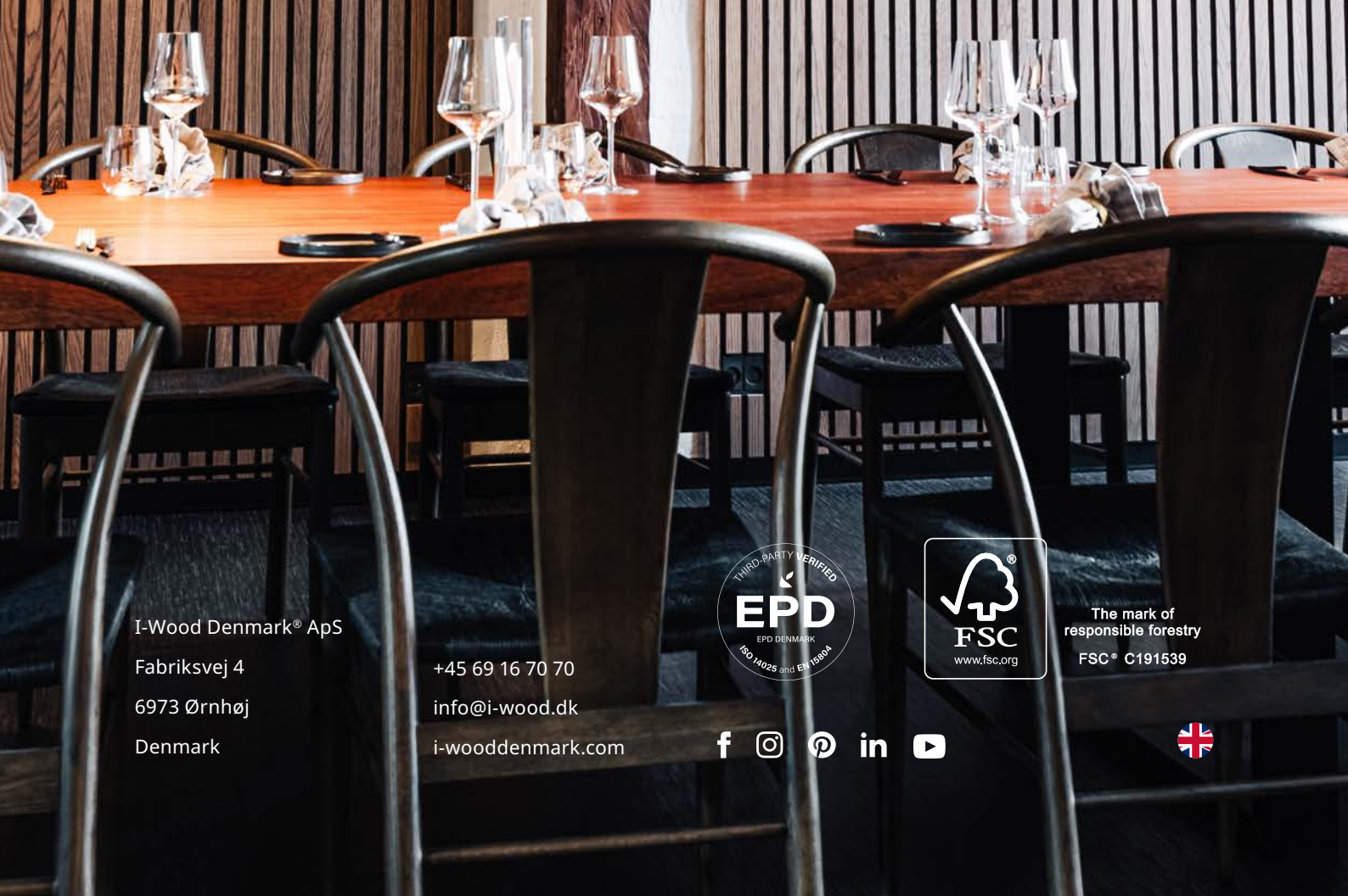
Invite nature in.



*Made in
Denmark*



I·WOOD®
DENMARK



I-Wood Denmark® ApS

Fabriksvej 4

6973 Ørnhøj

Denmark

+45 69 16 70 70

info@i-wood.dk

i-wooddenmark.com



The mark of
responsible forestry
FSC® C191539

